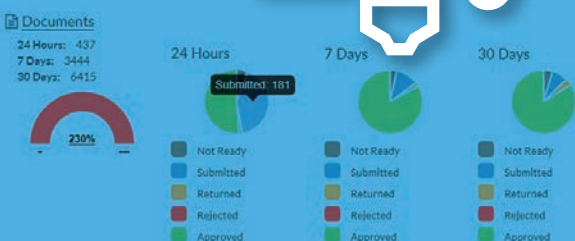


# Turn data into action

## Business Intelligence with Pegasus

Many organisations lack the insight into their workforce to make informed decisions. They may collect data, but that's of little use if it's difficult to decipher and doesn't allow them to act.

The Pegasus Business Intelligence module empowers you to analyse and present data on your workforce in meaningful and actionable ways.



In your Pegasus solution, you have great insight into who is working on your sites and projects. You set requirements for their access, mandating the safety standards and qualifications they need to work for you and allow for predictive analytics

## WHAT IF YOU COULD DO MORE WITH THE CONNECTIONS IN YOUR DATA?

The Pegasus Business Intelligence module empowers you to use your data to:

- **ask questions about your operations** and find the answers in engaging visual dashboards.
- **integrate your Pegasus data with your source systems** for a unified view of your business to improve efficiency and reduce errors
- **make informed staffing decisions** by creating your own reports
- give your team an **at-a-glance view of the workforce** – who is on site, what they are doing, and how each site is performing
- **create powerful charts**, reports and dashboards for all stakeholders.
- provide all the information needed to run your operations with **no interruption or down time**.
- **display and share what you learn** about the workforce with all levels of your organisation to inspire action.
- **automate and schedule reports** to be delivered directly to users

## LEVERAGING YOUR PEGASUS SOLUTION

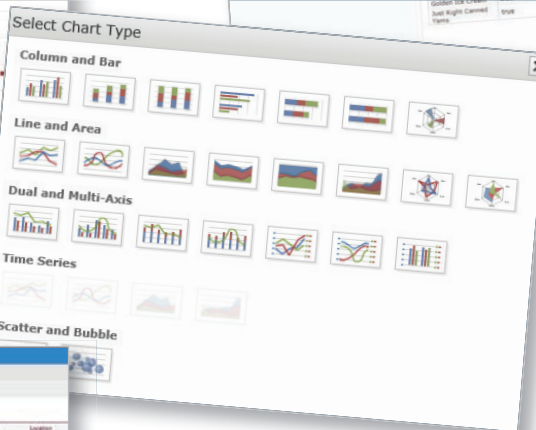
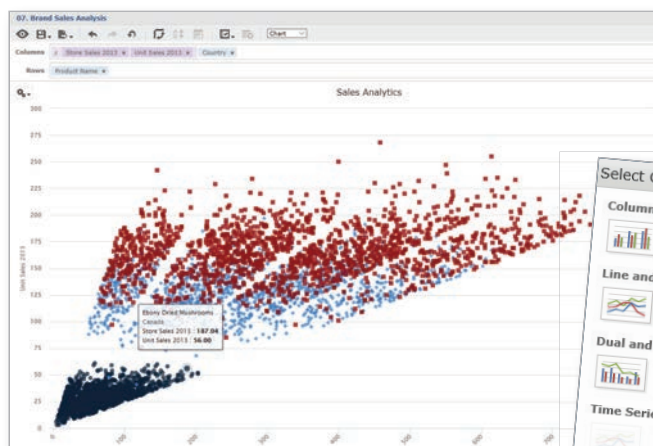
Connect quickly to the data in your Pegasus solution – and even from your source systems –in the cloud with no hardware needed.

## AN INTUITIVE INTERFACE

Explore, transform and visualise the data in your Pegasus solution with engaging dashboards and your own reports, set up with simple drag-and-drop functionality.

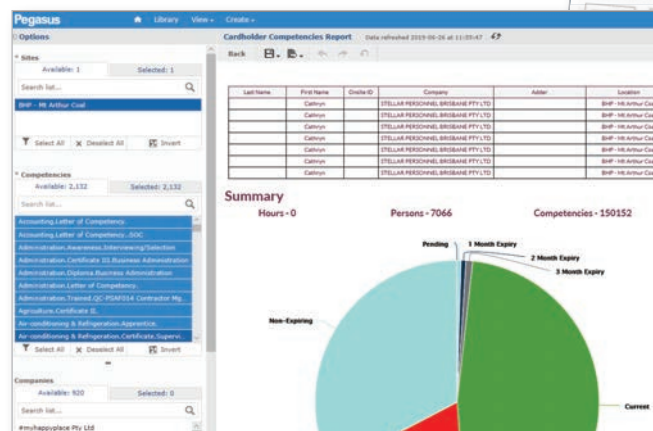
## SIMPLY SHARED INSIGHT

Easily share dashboards, schedule alerts, view historical data, track metrics, and customise and brand your dashboard.



04. Product Results by Store Type

Product Name	Store Sales 2013	Store Cost 2013	Unit Sales 2013
Deluxe Supermarket	5.91	3.79	3.00
Steady HCL Soap	8.67	3.26	3.00
Steady HCL Soap	4.08	3.45	3.00
Steady HCL Soap	13.34	3.52	4.00
Steady HCL Soap	3.78	0.89	3.00
Steady HCL Soap	3.48	3.32	3.00
Steady HCL Soap	3.28	0.82	3.00
Steady HCL Soap	3.44	3.24	4.00
Steady HCL Soap	8.92	3.93	3.00
Steady HCL Soap	11.35	4.85	3.00
Steady HCL Soap	10.33	3.49	3.00
Steady HCL Soap	7.32	3.93	3.00
Steady HCL Soap	11.10	3.49	3.00
Steady HCL Soap	2.85	0.94	3.00
Steady HCL Soap	5.44	3.49	4.00



Ready to turn the data in your Pegasus solution into action? Speak to your Pegasus Account Manager

**Call 1300 441 433** or  
email: [info@pegasus.net.au](mailto:info@pegasus.net.au)

[pegasus.net.au](http://pegasus.net.au)